



Location: CMA5b - Pedestrian Plaza

Report on 24-hour TSP monitoring for EP-376/2009

Action Level - 209.9 µg/m<sup>3</sup>

Limit Level - 260 µg/m<sup>3</sup>

| Date      | Sampling Time | Weather Condition | Filter paper no. | Filter Weight, g |        | Elapse Time, hr |         | Sampling Time, hr | Flow Rate, m <sup>3</sup> /min |                        |         | Total Volume, m <sup>3</sup> | TSP Level, µg/m <sup>3</sup> |
|-----------|---------------|-------------------|------------------|------------------|--------|-----------------|---------|-------------------|--------------------------------|------------------------|---------|------------------------------|------------------------------|
|           |               |                   |                  | Initial          | Final  | Initial         | Final   |                   | Initial, Q <sub>si</sub>       | Final, Q <sub>sf</sub> | Average |                              |                              |
| 1-Sep-16  | 8:00          | Rainy             | 17038            | 2.8201           | 2.8753 | 7174.50         | 7198.50 | 24.00             | 0.94                           | 0.94                   | 0.94    | 1354                         | 40.8                         |
| 7-Sep-16  | 8:00          | Rainy             | 16352            | 2.8336           | 2.8710 | 7201.50         | 7225.50 | 24.00             | 0.95                           | 0.95                   | 0.95    | 1363                         | 27.4                         |
| 13-Sep-16 | 8:00          | Cloudy            | 17008            | 2.7175           | 2.8952 | 7228.50         | 7252.50 | 24.00             | 0.98                           | 0.97                   | 0.98    | 1408                         | 126.2                        |
| 20-Sep-16 | 14:00         | Rainy             | 17227            | 2.6834           | 2.8590 | 7271.77         | 7295.77 | 24.00             | 0.99                           | 0.99                   | 0.99    | 1419                         | 123.7                        |
| 24-Sep-16 | 8:00          | Fine              | 16698            | 2.9328           | 3.0314 | 7295.77         | 7319.77 | 24.00             | 0.87                           | 0.87                   | 0.87    | 1252                         | 78.8                         |

Remarks: Due to interruption of electricity, the 24hr TSP was rescheduled from 19 September 2016 to 20 September 2016.

Report on 1-hour TSP monitoring for EP-376/2009

Action Level - 339.7 µg/m<sup>3</sup>

Limit Level - 500 µg/m<sup>3</sup>

| Date      | Sampling Time | Weather Condition | Filter paper no. | Filter Weight, g |        | Elapse Time, hr |         | Sampling Time, hr | Flow Rate, m <sup>3</sup> /min |                        |         | Total Volume, m <sup>3</sup> | TSP Level, µg/m <sup>3</sup> |
|-----------|---------------|-------------------|------------------|------------------|--------|-----------------|---------|-------------------|--------------------------------|------------------------|---------|------------------------------|------------------------------|
|           |               |                   |                  | Initial          | Final  | Initial         | Final   |                   | Initial, Q <sub>si</sub>       | Final, Q <sub>sf</sub> | Average |                              |                              |
| 2-Sep-16  | 8:02          | Cloudy            | 16838            | 2.6790           | 2.6802 | 7198.50         | 7199.50 | 1.00              | 0.88                           | 0.88                   | 0.88    | 53                           | 22.8                         |
| 2-Sep-16  | 9:10          | Cloudy            | 17028            | 2.8286           | 2.8305 | 7199.50         | 7200.50 | 1.00              | 0.88                           | 0.88                   | 0.88    | 53                           | 36.1                         |
| 2-Sep-16  | 13:30         | Cloudy            | 17021            | 2.8236           | 2.8357 | 7200.50         | 7201.50 | 1.00              | 1.00                           | 1.00                   | 1.00    | 60                           | 201.5                        |
| 8-Sep-16  | 8:35          | Cloudy            | 17315            | 2.8341           | 2.8371 | 7225.50         | 7226.50 | 1.00              | 0.95                           | 0.95                   | 0.95    | 57                           | 52.8                         |
| 8-Sep-16  | 10:09         | Cloudy            | 17311            | 2.6282           | 2.6352 | 7226.50         | 7227.50 | 1.00              | 0.95                           | 0.92                   | 0.93    | 56                           | 125.3                        |
| 8-Sep-16  | 13:00         | Cloudy            | 17307            | 2.6684           | 2.6718 | 7227.50         | 7228.50 | 1.00              | 0.95                           | 0.92                   | 0.93    | 56                           | 60.9                         |
| 14-Sep-16 | 8:05          | Fine              | 17334            | 2.7929           | 2.8054 | 7252.50         | 7253.50 | 1.00              | 0.92                           | 0.92                   | 0.92    | 55                           | 226.8                        |
| 14-Sep-16 | 9:10          | Fine              | 17271            | 2.6871           | 2.7077 | 7253.50         | 7254.50 | 1.00              | 0.92                           | 0.89                   | 0.90    | 54                           | 379.4                        |
| 14-Sep-16 | 13:00         | Fine              | 17297            | 2.6465           | 2.6633 | 7254.50         | 7255.50 | 1.00              | 0.86                           | 0.86                   | 0.86    | 52                           | 324.4                        |
| 20-Sep-16 | 8:05          | Rainy             | 17324            | 2.7988           | 2.8038 | 7268.77         | 7269.77 | 1.00              | 0.99                           | 0.99                   | 0.99    | 59                           | 84.5                         |
| 20-Sep-16 | 9:10          | Rainy             | 17249            | 2.6871           | 2.6950 | 7269.77         | 7270.77 | 1.00              | 0.99                           | 0.99                   | 0.99    | 59                           | 133.6                        |
| 20-Sep-16 | 10:30         | Rainy             | 17236            | 2.6718           | 2.6829 | 7270.77         | 7271.77 | 1.00              | 0.99                           | 0.99                   | 0.99    | 59                           | 187.7                        |
| 26-Sep-16 | 8:05          | Fine              | 17397            | 2.7948           | 2.8063 | 7319.77         | 7320.77 | 1.00              | 0.98                           | 0.98                   | 0.98    | 59                           | 196.0                        |
| 26-Sep-16 | 9:10          | Fine              | 16759            | 2.8228           | 2.8441 | 7320.77         | 7321.77 | 1.00              | 0.92                           | 0.92                   | 0.92    | 55                           | 385.0                        |
| 26-Sep-16 | 13:00         | Fine              | 16748            | 2.8146           | 2.8318 | 7321.77         | 7322.77 | 1.00              | 0.98                           | 0.95                   | 0.96    | 58                           | 297.3                        |



Location: CMA6a - WDII PRE Office

Report on 24-hour TSP monitoring for EP-376/2009

Action Level - 207.1 µg/m<sup>3</sup>

Limit Level - 260 µg/m<sup>3</sup>

| Date      | Sampling Time | Weather Condition | Filter paper no. | Filter Weight, g |        | Elapse Time, hr |         | Sampling Time, hr | Flow Rate, m <sup>3</sup> /min |                        |         | Total Volume, m <sup>3</sup> | TSP Level, µg/m <sup>3</sup> |
|-----------|---------------|-------------------|------------------|------------------|--------|-----------------|---------|-------------------|--------------------------------|------------------------|---------|------------------------------|------------------------------|
|           |               |                   |                  | Initial          | Final  | Initial         | Final   |                   | Initial, Q <sub>si</sub>       | Final, Q <sub>sf</sub> | Average |                              |                              |
| 1-Sep-16  | 8:00          | Rainy             | 17052            | 2.8076           | 2.8723 | 872.40          | 896.40  | 24.00             | 1.07                           | 1.07                   | 1.07    | 1544                         | 41.9                         |
| 7-Sep-16  | 8:00          | Rainy             | 11288            | 2.7611           | 2.8070 | 900.39          | 924.39  | 24.00             | 1.08                           | 1.08                   | 1.08    | 1553                         | 29.6                         |
| 13-Sep-16 | 8:00          | Cloudy            | 17290            | 2.6788           | 2.7908 | 927.39          | 951.39  | 24.00             | 1.10                           | 1.09                   | 1.10    | 1579                         | 70.9                         |
| 19-Sep-16 | 8:00          | Cloudy            | 16322            | 2.8422           | 2.9475 | 954.40          | 978.40  | 24.00             | 1.10                           | 1.10                   | 1.10    | 1584                         | 66.5                         |
| 24-Sep-16 | 8:00          | Fine              | 17221            | 2.6966           | 2.8088 | 981.40          | 1005.40 | 24.00             | 1.10                           | 1.10                   | 1.10    | 1584                         | 70.9                         |

Report on 1-hour TSP monitoring for EP-376/2009

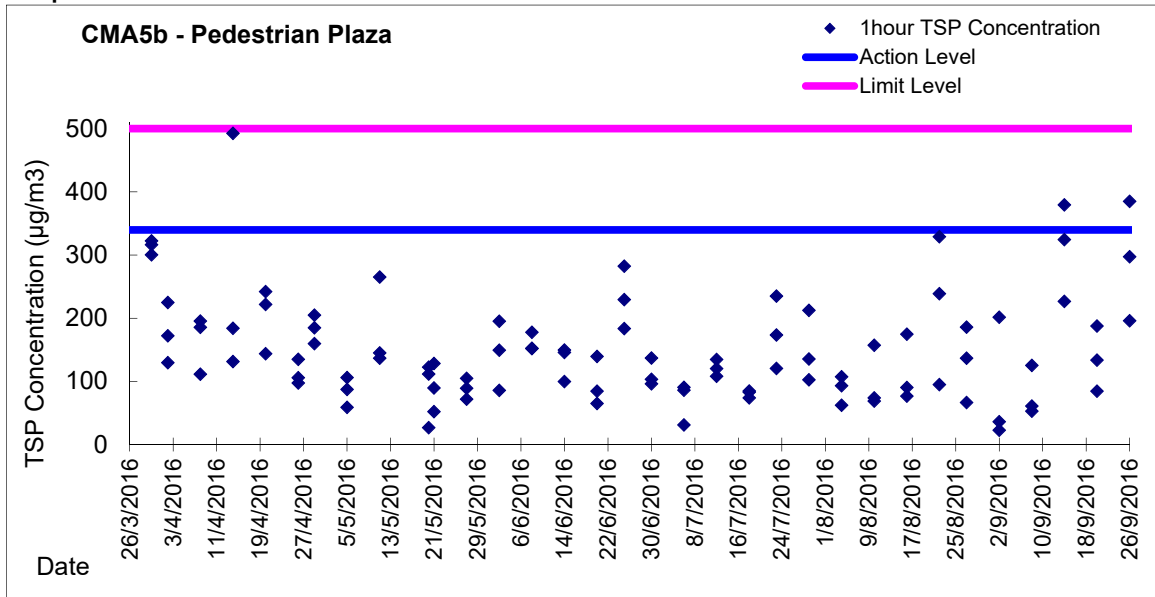
Action Level - 333 µg/m<sup>3</sup>

Limit Level - 500 µg/m<sup>3</sup>

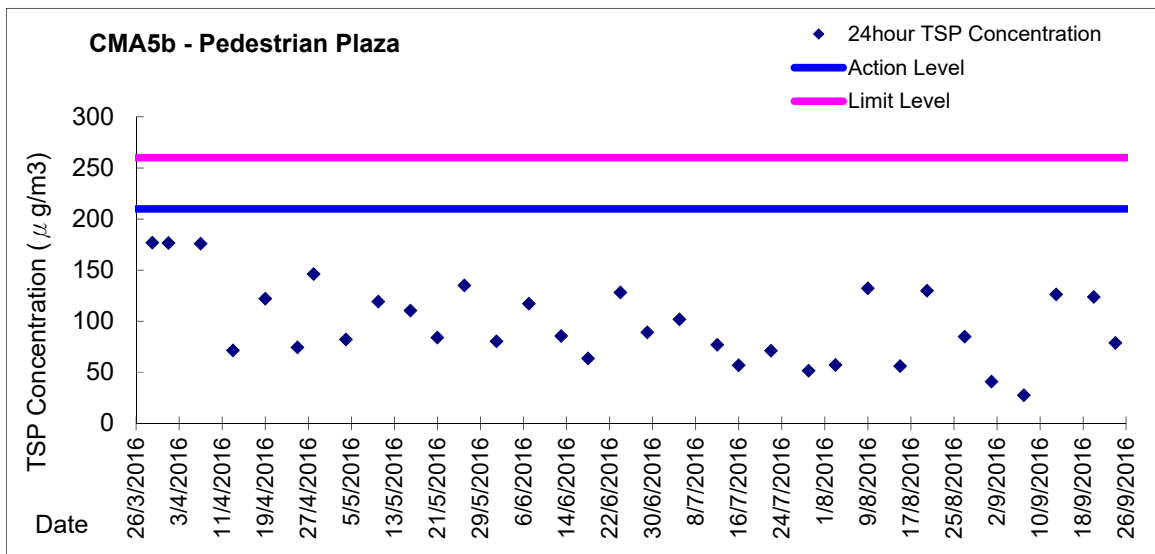
| Date      | Sampling Time | Weather Condition | Filter paper no. | Filter Weight, g |        | Elapse Time, hr |         | Sampling Time, hr | Flow Rate, m <sup>3</sup> /min |                        |         | Total Volume, m <sup>3</sup> | TSP Level, µg/m <sup>3</sup> |
|-----------|---------------|-------------------|------------------|------------------|--------|-----------------|---------|-------------------|--------------------------------|------------------------|---------|------------------------------|------------------------------|
|           |               |                   |                  | Initial          | Final  | Initial         | Final   |                   | Initial, Q <sub>si</sub>       | Final, Q <sub>sf</sub> | Average |                              |                              |
| 2-Sep-16  | 8:04          | Cloudy            | 17037            | 2.8097           | 2.8119 | 896.40          | 897.40  | 1.00              | 1.01                           | 1.01                   | 1.01    | 61                           | 36.2                         |
| 2-Sep-16  | 9:30          | Cloudy            | 17029            | 2.8149           | 2.8172 | 897.40          | 898.40  | 1.00              | 1.07                           | 1.07                   | 1.07    | 64                           | 35.8                         |
| 2-Sep-16  | 10:40         | Cloudy            | 17022            | 2.8355           | 2.8430 | 898.40          | 899.40  | 1.00              | 1.07                           | 1.07                   | 1.07    | 64                           | 116.7                        |
| 8-Sep-16  | 9:55          | Cloudy            | 16768            | 2.8380           | 2.8390 | 924.39          | 925.39  | 1.00              | 0.96                           | 0.96                   | 0.96    | 58                           | 17.3                         |
| 8-Sep-16  | 13:00         | Cloudy            | 16691            | 2.9108           | 2.9152 | 925.39          | 926.39  | 1.00              | 1.08                           | 1.08                   | 1.08    | 65                           | 68.0                         |
| 8-Sep-16  | 14:05         | Cloudy            | 16350            | 2.8426           | 2.8459 | 926.39          | 927.39  | 1.00              | 1.08                           | 1.08                   | 1.08    | 65                           | 51.0                         |
| 14-Sep-16 | 8:05          | Fine              | 17332            | 2.7984           | 2.8052 | 951.39          | 952.39  | 1.00              | 1.09                           | 1.09                   | 1.09    | 66                           | 103.7                        |
| 14-Sep-16 | 10:05         | Fine              | 17298            | 2.6329           | 2.6383 | 952.39          | 953.39  | 1.00              | 1.09                           | 1.09                   | 1.09    | 66                           | 82.3                         |
| 14-Sep-16 | 13:00         | Fine              | 17296            | 2.6354           | 2.6500 | 953.39          | 954.39  | 1.00              | 1.09                           | 1.09                   | 1.09    | 66                           | 222.6                        |
| 20-Sep-16 | 8:05          | Rainy             | 16318            | 2.8407           | 2.8436 | 978.40          | 979.40  | 1.00              | 1.10                           | 1.10                   | 1.10    | 66                           | 43.8                         |
| 20-Sep-16 | 10:15         | Rainy             | 17242            | 2.6811           | 2.6865 | 979.40          | 980.40  | 1.00              | 1.10                           | 1.10                   | 1.10    | 66                           | 81.5                         |
| 20-Sep-16 | 13:00         | Rainy             | 17234            | 2.6543           | 2.6604 | 980.40          | 981.40  | 1.00              | 1.05                           | 1.05                   | 1.05    | 63                           | 96.8                         |
| 26-Sep-16 | 8:05          | Fine              | 17396            | 2.8116           | 2.8198 | 1005.40         | 1006.40 | 1.00              | 1.10                           | 1.10                   | 1.10    | 66                           | 124.6                        |
| 26-Sep-16 | 9:35          | Fine              | 16757            | 2.8216           | 2.8303 | 1006.40         | 1007.40 | 1.00              | 1.04                           | 1.04                   | 1.04    | 63                           | 138.9                        |
| 26-Sep-16 | 13:00         | Fine              | 16746            | 2.8235           | 2.8368 | 1007.40         | 1008.40 | 1.00              | 1.10                           | 1.10                   | 1.10    | 66                           | 202.1                        |



Graphic Presentation of 1 hour TSP Result for EP-376/2009

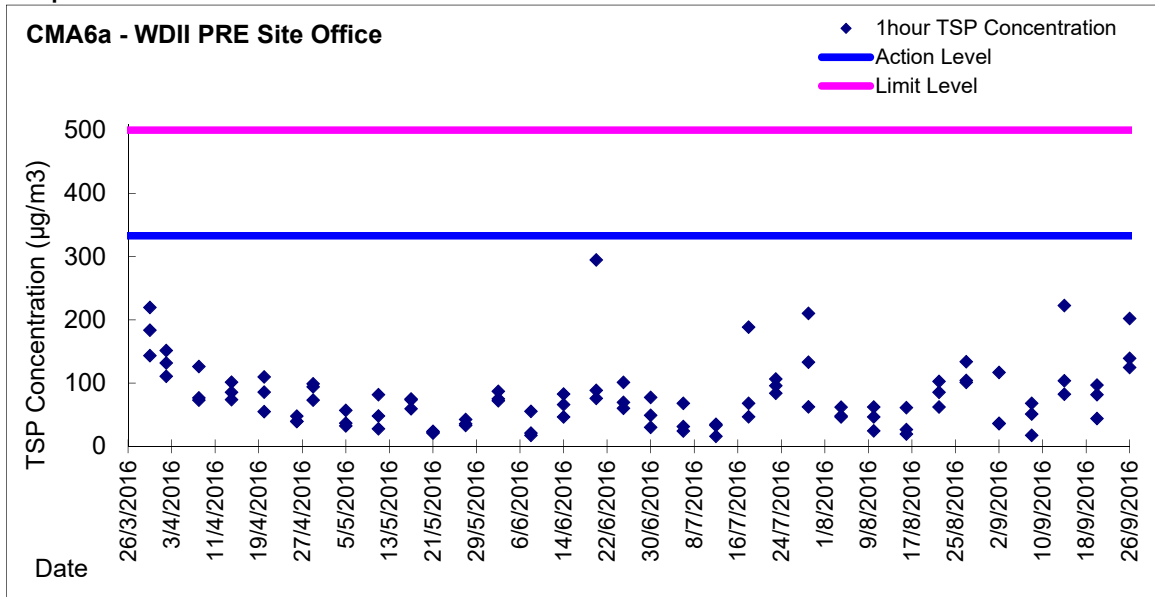


Graphic Presentation of 24 hour TSP Result for EP-376/2009





Graphic Presentation of 1 hour TSP Result for EP-376/2009



Graphic Presentation of 24 hour TSP Result for EP-376/2009

